

1. Name of Listed Entity: Central Depository Services (India) Limited
2. Scrip Code/Name of Scrip/Class of Security: CDSL
3. Share Holding Pattern Filed under: 31b
4. Share Holding Pattern as on : 31-Dec-2019
5. **Declaration:** The Listed entity is required to submit the following declaration to the extent of submission of information:-

S. No.	Particulars	Yes/No	
1	Whether the Listed Entity has issued any partly paid up shares?	No	
2	Whether the Listed Entity has issued any Convertible Securities?	No	
3	Whether the Listed Entity has any shares against which depository receipts are issued?	No	
4	Whether the Listed Entity has any shares in locked-in?	Yes	Promoter and Promoter Group
5	Whether any shares held by promoters are pledge or otherwise encumbered?	No	
6	Whether the Listed Entity has issued any differential Voting Rights?	No	
7	Whether the Listed Entity has issued any Warrants ?	No	
8	Whether the listed entity has any significant beneficial owner?	No	

Table I - Summary Statement holding of specified securities

Category (I)	Category of shareholder (II)	Nos. of shareholders (III)	No. of fully paid up equity shares	No. of Partly paid-up equity shares	No. of shares underlying Depository Receipts	Total nos. shares held (VII) = (IV)+(V)+ (VI)	Shareholding as a % of total no. of shares (calculated as per SCRR, 1957) (VIII)	Number of Voting Rights held in each class of securities (IX)			No. of Shares Underlying Outstanding convertible securities (including	Shareholding, as a % assuming full conversion of convertible securities (as a percentage of diluted share capital) (XI) = (VII)+(X)	Number of Locked in shares (XII)		Number of Shares pledged or otherwise encumbered (XIII)		Number of equity shares held in dematerializ ed form (XIV)
			held (IV)	held (V)	(VI)	(VII)	(VIII)				Warrants) (X)	As a % of total Share					
							As a % of (A+B+C2)	No of Voting Rights									
								Clas s	Clas s	Tot al	Total as a % of (A+B+ C2)		No. (a)	As a % of total Shar	No. (a)	As a % of total Share	




								eg: X	eg:y		C)		(A+B+C2)		es held (b)		s held (b)	
A	Promoter & Promoter Group	1	2090000 0	0	0	209000 00	20	2090 0000	0	209 000 00	20	0	20	20900 000	100			20900000
B	Public	13895 4	8360000 0	0	0	836000 00	80	8360 0000	0	836 000 00	80	0	80		0			83599690
C	Non Promoter- Non Public	0	0	0	0	0	0	0	0	0	0	0	0	0	0	0	0	0
C1	Shares underlying DRs	0	0	0	0	0	0	0	0	0	0	0	0		0			0
C2	Shares held by Employee Trusts	0	0	0	0	0	0	0	0	0	0	0	0		0			0
	Total	13895 5	1045000 00	0	0	104500 000	100	1045 0000 0	0	104 500 000	100	0	100	20900 000	20			10449969 0



Table II - Statement showing shareholding pattern of the Promoter and Promoter Group

	Category & Name of the Shareholders (I)	PAN (II)	No. of shareholder (III)	No. of fully paid up equity shares held (IV)	Partly paid-up equity shares held (V)	Nos. of shares underlying Depository Receipts (VI)	Total nos. shares held (VII = IV+V+VI)	Shareholding % calculate d as per SCRR, 1957 (VIII)	Number of Voting Rights held in each class of securities (IX)				No. of Shares Underlying Outstanding convertible securities (including Warrants) (X)	Shareholding, as a % assuming full conversion of convertible securities (XI) = (VII)+(X) as a % of A+B+C2	Number of Locked in shares (XII)		Number of Shares pledged or otherwise encumbered (XIII)		Number of equity shares held in dematerialized form (XIV)
									No of Voting Rights			Total as a % of Total Voting rights							
									Class X	Class Y	Total								

l	Indian		0	0	0	0	0	0	0	0	0	0	0	0	0	0			0
a	Individuals/Hindu undivided Family		0	0	0	0	0	0	0	0	0	0	0	0	0	0			0
b	Central Government/ State Government(s)		0	0	0	0	0	0	0	0	0	0	0	0	0	0			0
c	Financial Institutions/ Banks		0	0	0	0	0	0	0	0	0	0	0	0	0	0			0
d	Any Other (specify)		1	20900000	0	0	20900000	20	20900000	0	20900000	20	0	20	20900000	100			20900000
	Bodies Corporate		1	20900000	0	0	20900000	20	20900000	0	20900000	20	0	20	20900000	100			20900000
	Bse Limited	AAC CB66 72L	1	20900000	0	0	20900000	20	20900000	0	20900000	20	0	20	20900000	100			20900000
	Sub-Total		1	20900000	0	0	20900000	20	20900000	0	20900000	20	0	20	20900000	100			20900000



	(A)(1)			000			00		000		000				0000				
2	Foreign		0	0	0	0	0	0	0	0	0	0	0	0	0	0			0
a	Individuals (Non-Resident Individuals/ Foreign Individuals)		0	0	0	0	0	0	0	0	0	0	0	0	0	0			0
b	Government		0	0	0	0	0	0	0	0	0	0	0	0	0	0			0
c	Institutions		0	0	0	0	0	0	0	0	0	0	0	0	0	0			0
d	Foreign Portfolio Investor		0	0	0	0	0	0	0	0	0	0	0	0	0	0			0
e	Any Other (specify)		0	0	0	0	0	0	0	0	0	0	0	0	0	0			0
	Sub-Total (A)(2)		0	0	0	0	0	0	0	0	0	0	0	0	0	0			0
	Total Shareholding of Promoter and Promoter Group (A)= (A)(1)+(A)(2)		1	20900 000	0	0	209000 00	20	20900 000	0	209 000 00	20	0	20	2090 0000	100			20900000

Table III - Statement showing shareholding pattern of the Public shareholder


	Category & Name of the Shareholders (I)	PAN (II)	Nos. of shareh older (III)	No. of fully paid up equity share s held (IV)	Partly paid-up equity shares held (V)	Nos. of shares underlying Depository Receipts (VI)	Total nos. shares held VII = IV+V+VI	Sharehol ding % calculate d as per SCRR, 1957 As a % of (A+B+C2) VIII	Number of Voting Rights held in each class of securities (IX)				No. of Shares Underlying Outstanding convertible securities (including Warrants) (X)	Total shareholdin g, as a % assuming full conversion of convertible securities (as a percentage of diluted share capital) (XI)	Number of Locked in shares (XII)		Number of Shares pledged or otherwise encumbered (XIII)		Number of equity shares held in dematerializ ed form (XIV)
									No of Voting Rights			Total as a % of Total Voting rights			No. (a)	As a % of total Shar es held (b)	No. (No t ap pli ca ble) (a)	As a % of total share s held (Not applic able) (b)	
									Class X	Class Y	Tot al								
1	Institutions		0	0	0	0	0	0	0	0	0	0	0	0	0	0	0	0	




a	Mutual Funds/		13	11200387	0	0	11200387	10.72	11200387	11200387	10.72	0	10.72	0			11200387
	Itpl - Invesco India Contra Fund	AAA TL53 51M	1	3122584	0	0	3122584	2.99	3122584	3122584	2.99	0	2.99	0			3122584
	L&T Mutual Fund Trustee Limited-L&T Emerging Businesses Fund	AAA TC44 60E	1	2064604	0	0	2064604	1.98	2064604	2064604	1.98	0	1.98	0			2064604
	Reliance Capital Trustee Co Ltd-A/C Nippon India Small Cap Fund	AAA TR00 90B	1	1964859	0	0	1964859	1.88	1964859	1964859	1.88	0	1.88	0			1964859
	Ppfas Mutual Fund - Parag Parikh Long Term Equity Fund	AAC TP25 40E	1	1466515	0	0	1466515	1.4	1466515	1466515	1.4	0	1.4	0			1466515
	Icici Prudential Banking And Financial Services Fund	AAA AI003 8F	1	1195506	0	0	1195506	1.14	1195506	1195506	1.14	0	1.14	0			1195506
b	Venture Capital Funds		0	0	0	0	0	0	0	0	0	0	0	0			0
c	Alternate Investment Funds		3	713160	0	0	713160	0.68	713160	713160	0.68	0	0.68	0			713160
d	Foreign Venture Capital		0	0	0	0	0	0	0	0	0	0	0	0			0




	Investors																	
e	Foreign Portfolio Investors		22	23329086	0	0	2332986	2.23	23329086	2332986	2.23	0	2.23	0			2332986	
f	Financial Institutions/ Banks		7	21545270	0	0	21545270	20.62	21545270	21545270	20.62	0	20.62	0			21545270	
	Hdfc Bank Ltd.	AAA CH2702H	1	7500000	0	0	7500000	7.18	7500000	7500000	7.18	0	7.18	0			7500000	
	Canara Bank	AAA CC6106G	1	5972683	0	0	5972683	5.72	5972683	5972683	5.72	0	5.72	0			5972683	
	Life Insurance Corporation Of India	AAA CL0582H	1	4336750	0	0	4336750	4.15	4336750	4336750	4.15	0	4.15	0			4336750	
	Union Bank Of India,Treasury Branch, Mumbai	AAA CU0564G	1	2000000	0	0	2000000	1.91	2000000	2000000	1.91	0	1.91	0			2000000	
	State Bank Of India	AAA CS8577K	1	1439164	0	0	1439164	1.38	1439164	1439164	1.38	0	1.38	0			1439164	
g	Insurance Companies		6	2094714	0	0	2094714	2	2094714	2094714	2	0	2	0			2094714	
	The New India Assurance Company Limited	AAA CN4165C	1	1221170	0	0	1221170	1.17	1221170	1221170	1.17	0	1.17	0			1221170	
h	Provident Funds/ Pension Funds		0	0	0	0	0	0	0	0	0	0	0	0			0	



i	Any Other (specify)		1	750000	0	0	750000	7.18	750000	750000	7.18	0	7.18	0			7500000
	Other		1	750000	0	0	750000	7.18	750000	750000	7.18	0	7.18	0			7500000
	Standard Chartered Bank - Corporate Banking	AAB CS46 81D	1	750000	0	0	750000	7.18	750000	750000	7.18	0	7.18	0			7500000
	Sub-Total (B)(1)		52	453865	0	0	453865	43.43	453865	453865	43.43	0	43.43	0	0		45386517
2	Central Government/ State Government(s))/ President of India		0	0	0	0	0	0	0	0	0	0	0	0	0		0
	Sub-Total (B)(2)		0	0	0	0	0	0	0	0	0	0	0	0	0		0
3	Non- institutions		0	0	0	0	0	0	0	0	0	0	0	0	0	0	0
a	Individuals -		131240	28922835	0	0	28922835	27.68	28922835	28922835	27.68	0	27.68	0	0	0	28922525
i	Individual shareholders holding nominal share capital up to Rs. 2 lakhs.		131176	26019278	0	0	26019278	24.9	26019278	26019278	24.9	0	24.9	0			26018968
ii	Individual shareholders holding nominal share		64	2903557	0	0	2903557	2.78	2903557	2903557	2.78	0	2.78	0			2903557



	capital in excess of Rs. 2 lakhs.																	
b	NBFCs registered with RBI	6	24400	0	0	24400	0.02	24400	0	24400	0.02	0	0.02	0			24400	
c	Employee Trusts	0	0	0	0	0	0	0	0	0	0	0	0	0			0	
d	Overseas Depositories (holding DRs) (balancing figure)	0	0	0	0	0	0	0	0	0	0	0	0	0			0	
e	Any Other (specify)	7656	9266248	0	0	9266248	8.87	9266248	0	9266248	8.87	0	8.87	0			9266248	
	Trusts	3	3268	0	0	3268	0	3268	0	3268	0	0	0	0			3268	
	Foreign Nationals	1	41	0	0	41	0	41	0	41	0	0	0	0			41	
	HUF	4268	1382534	0	0	1382534	1.32	1382534	0	1382534	1.32	0	1.32	0			1382534	
	Non-Resident Indian (NRI)	2335	2382900	0	0	2382900	2.28	2382900	0	2382900	2.28	0	2.28	0			2382900	
	Foreign Portfolio Investors (Category III)	1	140	0	0	140	0	140	0	140	0	0	0	0			140	
	Clearing member	120	322579	0	0	322579	0.31	322579	0	322579	0.31	0	0.31	0			322579	
	Bodies Corporate	928	5174786	0	0	5174786	4.95	5174786	0	5174786	4.95	0	4.95	0			5174786	
	Sub-Total (B)(3)	138902	38213483	0	0	38213483	36.57	38213483	0	38213483	36.57	0	36.57	0	0		38213483	



										83									
	Total Public Shareholding (B)= (B)(1)+(B)(2) +(B)(3)		13895 4	83600 000	0	0	836000 00	80	836000 000	0	836 000 00	80	0	80	0	0			83599690





Table IV - Statement showing shareholding pattern of the Non Promoter- Non Public shareholder

	Category & Name of the Shareholders (I)	PAN (II)	No. of share holder (III)	No. of fully paid up equity shares held (IV)	Partly paid-up equity shares held (V)	Nos. of shares underlying Depository Receipts (VI)	Total no. shares held (VII = IV+V+VI)	Shareholding % calculate d as per SCRR, 1957 As a % of (A+B+C2) (VIII)	Number of Voting Rights held in each class of securities (IX)				No. of Shares Underlying Outstanding convertible securities (including Warrants) (X)	Total shareholdin g, as a % assuming full conversion of convertible securities (as a percentage of diluted share capital) (XI)	Number of Locked in shares (XII)		Number of Shares pledged or otherwise encumbered (XIII)		Number of equity shares held in dematerializ ed form (XIV) (Not Applicable)
										No of Voting Rights			Total as a % of Total Voting rights		No.	As a % of total Shar es held	No. (No t ap pli ca ble)	As a % of total share s held (Not applic able)	
										Class X	Class Y	Tot al							

1	Custodian/DR Holder		0	0	0	0	0	0	0	0	0	0	0	0	0	0	0	0	0
2	Employee Benefit Trust (under SEBI (Share based Employee Benefit) Regulations, 2014)		0	0	0	0	0	0	0	0	0	0	0	0	0	0	0	0	0
	Total Non-Promoter-Non Public Shareholding (C)= (C)(1)+(C)(2)		0	0	0	0	0	0	0	0	0	0	0	0	0	0	0	0	0






Table V - Statement showing shareholding pattern of the Significant Beneficiary Owner (SBO)

	Name	PAN	Passport No. in case of a foreign national	Nationality	Details of holding/ exercise of right of the SBO in the reporting company, whether direct or indirect*					Date of creation / acquisition of significant beneficial interest
					Shares	Voting rights	Rights on distributable dividend or any other distribution	Exercise of control	Exercise of significant influence	

Table II- Unclaim Details

Details of Shares which remain unclaimed may be given here along with details such as number of shareholders, outstanding shares held in demat/unclaimed suspense account, voting rights which are frozen etc.	
No. of shareholders	No of share held

Table III- Unclaim Details

Details of Shares which remain unclaimed may be given here along with details such as number of shareholders, outstanding shares held in demat/unclaimed suspense account, voting rights which are frozen etc.	
No. of shareholders	No of share held

Table III- Person in Concert

Details of the shareholders acting as persons in Concert including their Shareholding			
Name of shareholder	Name of PAC	No. of share	Holding %



